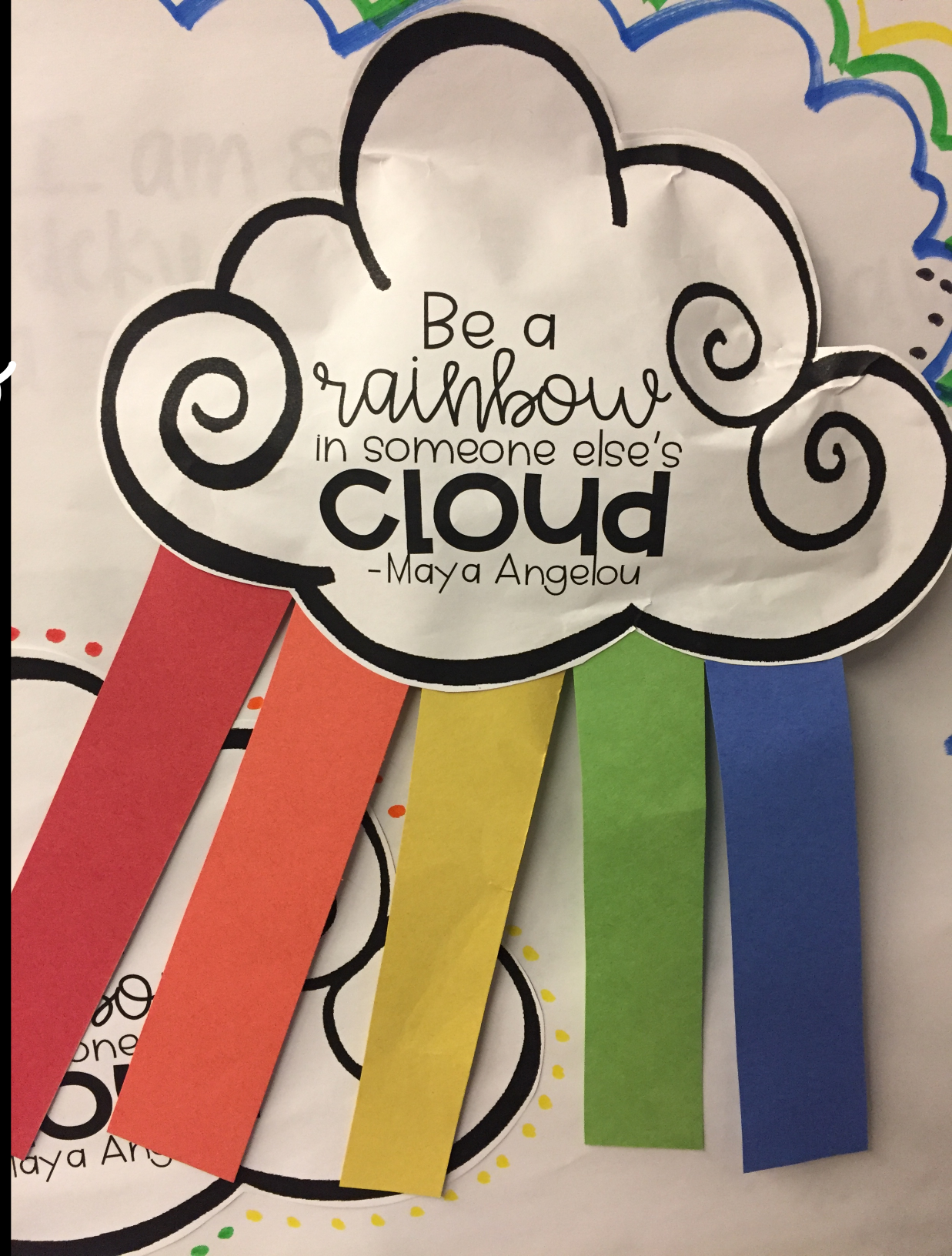


kindness  
**CLOUD**  
craft

**freebie**

created by chandra dills









# teacher notes

In my classroom, students created these kindness clouds! We discussed adjectives and made an anchor chart to brainstorm positive adjectives we could use to describe our classmates. Then, each student got a blank cloud with their name on it to leave at their desks. They went around the room and wrote kind adjectives on each other's clouds that described that person! Afterwards they created the 3-d craft! Students cut out the cloud shapes and used strips of construction paper for the rainbow. They glued the strips to the back of one cloud, and then glued the edges of the cloud together, leaving the top open. They used the extra paper that they cut out around the clouds to "stuff" the inside of the cloud. Then, they glued the top part of the cloud together!! You could also punch a whole at the top and attach a piece of ribbon to make it a hanging craft to display in your classroom!



Be a  
*rainbow*  
in someone else's  
**CLOUD**  
-Maya Angelou





# THANK YOU!

## TERMS of USE!

This document is for personal use/classroom use only. Every part of this document is copyrighted. Please do not post this document on the internet or share any part of it. If you would like to blog about using this product in your classroom, please include a direct link to my store.

Check out my **BLOG!**

Thank you so much for downloading my product! I hope that you are able to enjoy using this in your classroom!

Please e-mail me at [teachingwithcrayonsandcurls@gmail.com](mailto:teachingwithcrayonsandcurls@gmail.com) if you have any questions or concerns!

Check out my blog to see how I use my products in my classroom! Make sure to follow my store for updated products and freebies! Thank you so much for respecting my hard work!

♥ Chandra

TEACHING with  
Crayons & Curlys

# CREDITS!

